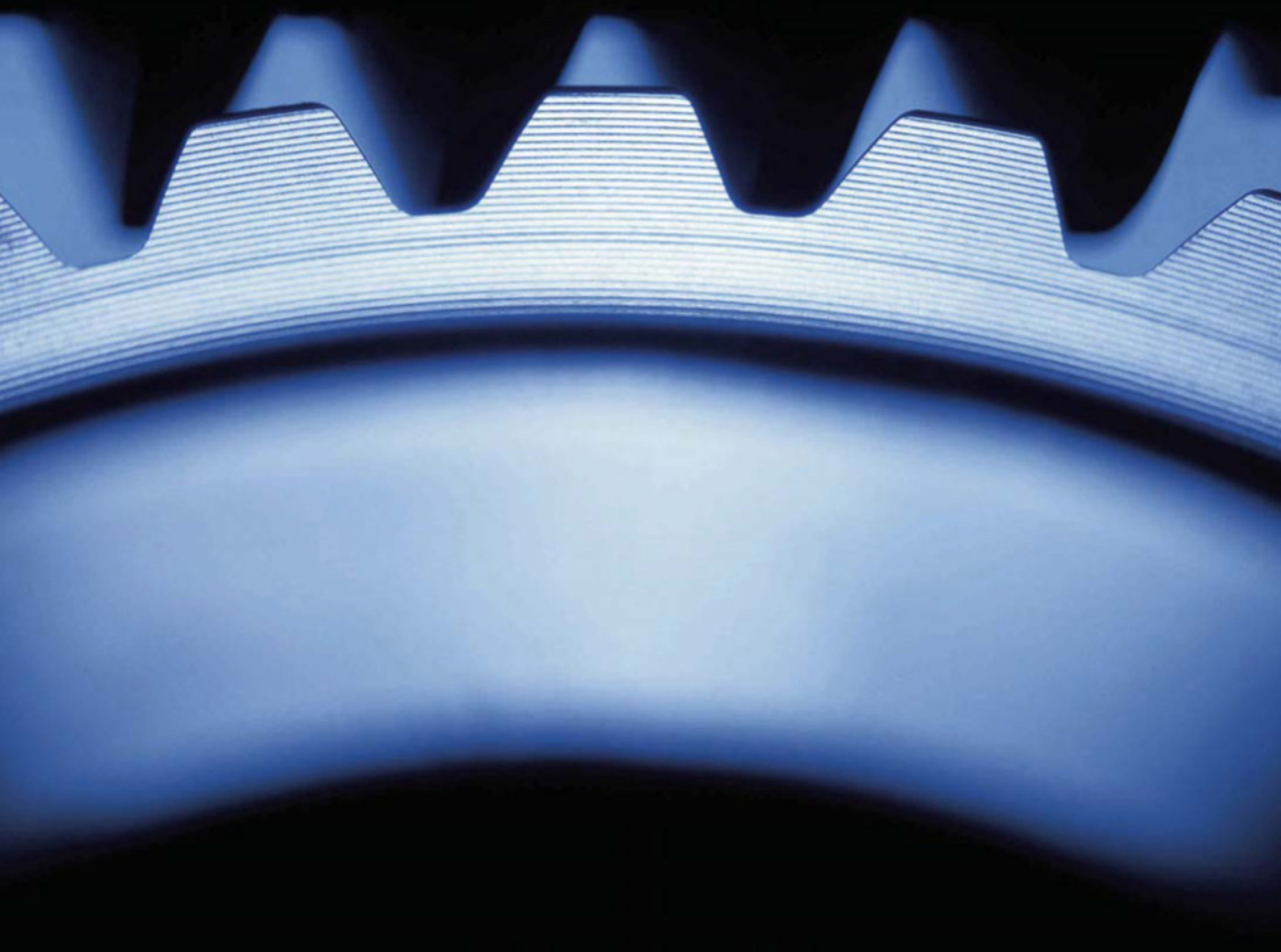




Motoreductores de doble vis sin FU




Índice |

Motoreductores de doble vis sin	21
Designación	21
Sentidos de rotación	21
Prestaciones	22
Dimensiones	23

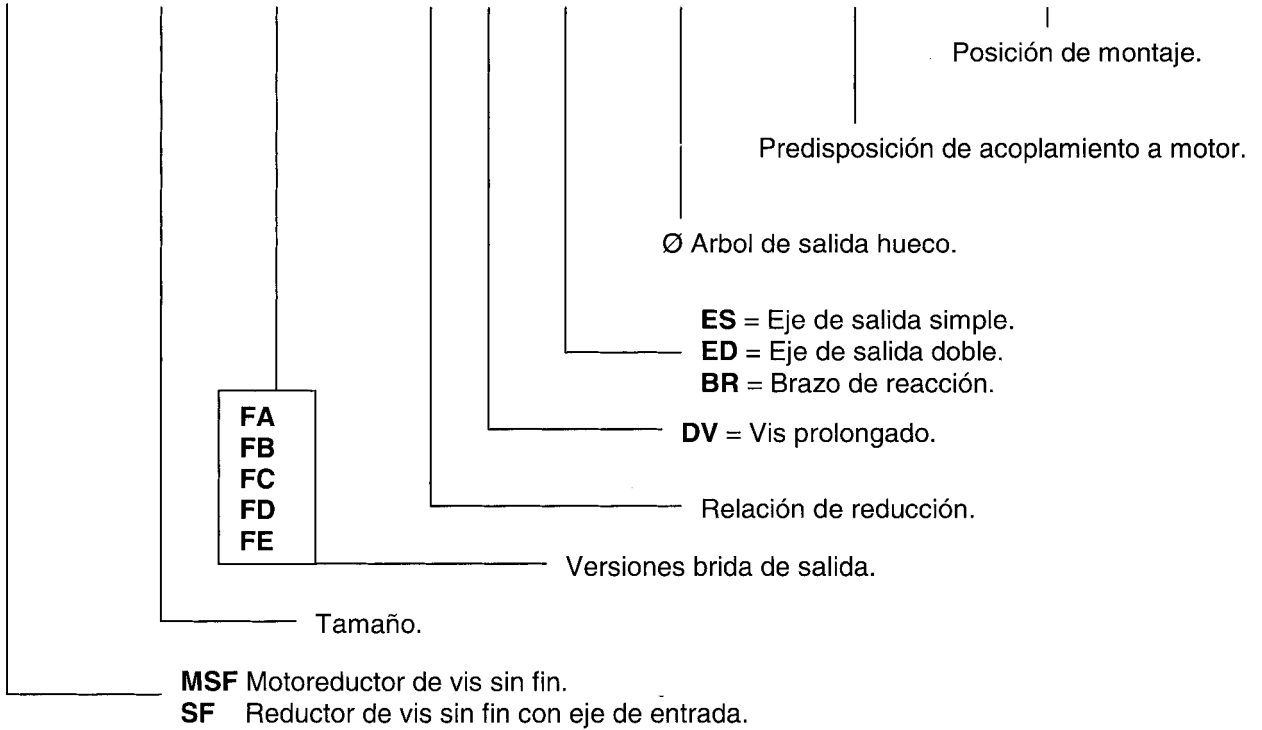
Motoreductores de doble vis sin fin

Designación / Sentidos de rotación

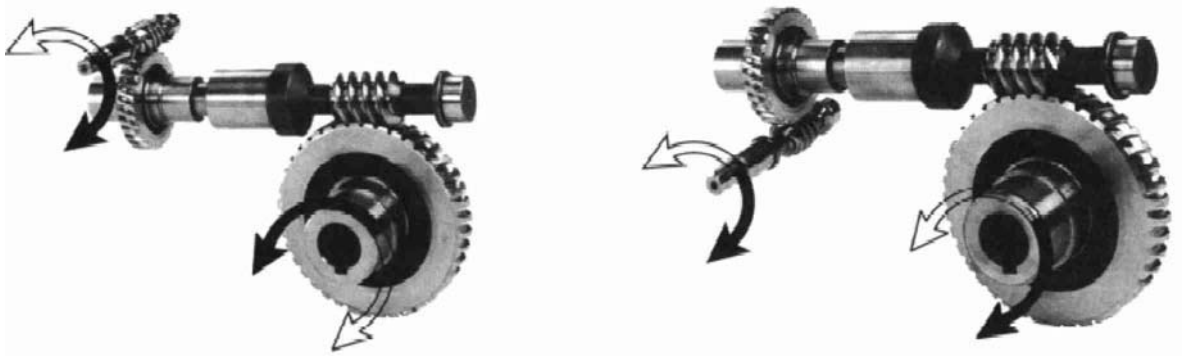


Designación

MSF 050/110 FA – 900 DV ES Ø25 PAM80B14 B3



Sentidos de rotación



Motoreductores de doble vis sin fin

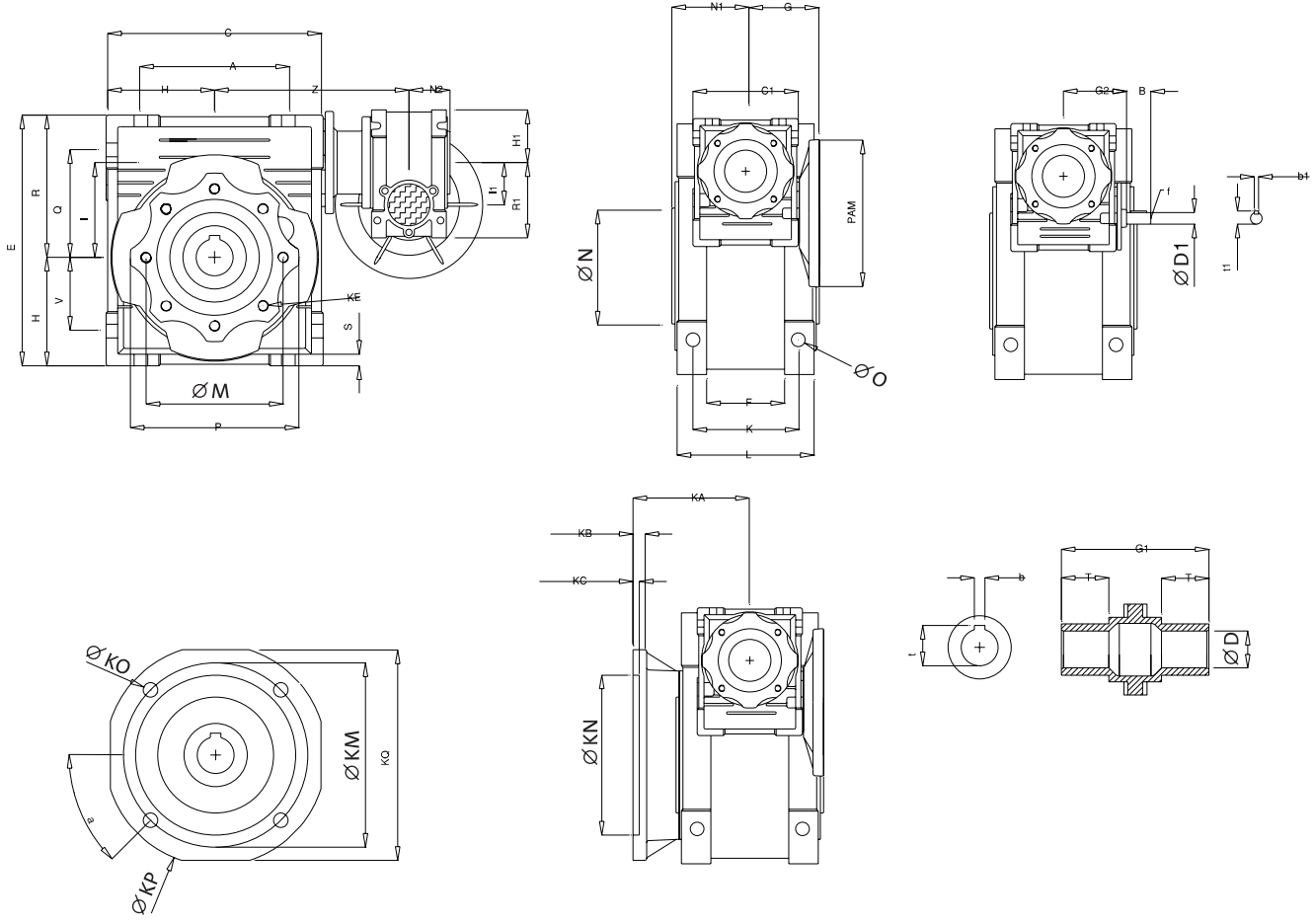

Prestaciones

Motor Kw	n2 rpm	i	M2 Nm	f.s	Tipo		
0.06	4P n1=1400	4.7	300	57	1.3	MSF 030/040	
		3.5	400	70	0.9		
		2.8	500	96	0.6		
		2.3	600	104	0.7		
		1.9	750	121	0.6		
		1.6	900	139	0.5		
		1.2	1200	166	0.4		
		0.9	1500	196	0.4		
		0.8	1800	218	0.3		
		0.58	2400	261	0.2		
		0.4	3200	300	0.2		
		1.6	900	141	1.0		MSF 030/050
		1.2	1200	169	0.7		
		0.93	1500	199	0.7		
	0.78	1800	222	0.7			
	0.6	2400	266	0.5			
	0.5	3000	307	0.4			
	0.35	4000	288	0.3	MSF 030/063		
	0.29	4800	311	0.3			
	0.93	1500	204	1.1			
	0.78	1800	225	0.9			
	0.58	2400	276	0.8			
	0.47	3000	319	0.7			
	0.35	4000	306	0.6	MSF 040/075		
	0.28	5000	360	0.4			
	0.58	2400	330	1.1			
	0.47	3000	377	0.8			
	0.35	4000	355	0.7			
0.28	5000	419	0.5				
0.47	3000	406	1.4	MSF 040/090			
0.35	4000	365	1.3				
0.28	5000	431	1.0				
0.09	4P n1=1400	4.7	300	88	0.8	MSF 030/040	
		3.5	400	65	0.7		
		3.5	400	107	1.2	MSF 030/050	
		2.8	500	123	1.0		
		2.3	600	159	0.9		
		1.9	750	185	0.8		
		1.6	900	212	0.7	MSF 030/063	
	1.2	1200	263	0.9			
	0.93	1500	305	0.7			
	0.93	1500	360	1.1	MSF 040/075		
	0.78	1800	404	1.0			
	0.58	2400	496	0.7			
	0.47	3000	609	0.9	MSF 040/090		
	0.35	4000	548	0.8			
0.12	4P n1=1400	4.7	300	119	1.2	MSF 030/050	
		3.5	400	142	0.9		
		2.8	500	164	0.7	MSF 030/63	
		2.8	500	171	1.3		
		2.3	600	208	1.1		
		1.9	750	241	0.9		
		1.6	900	325	1.2	MSF 040/075	
	1.2	1200	399	0.9			
	0.78	1800	547	0.9	MSF 040/090		
	0.58	2400	695	0.9			
	0.47	3000	884	1.1	MSF 050/110		
	0.35	4000	784	1.0			
	0.28	5000	928	0.8			

Motor Kw	n2 rpm	i	M2 Nm	f.s	Tipo	
0.18	4P n1=1400	3.5	400	222	1.0	MSF 030/063
		2.8	500	257	0.8	
		2.3	600	362	1.1	MSF 040/075
		1.9	750	435	0.9	
		1.6	900	487	0.8	MSF 040/090
		1.2	1200	629	1.0	
		0.93	1500	735	0.8	
		0.78	1800	861	1.3	MSF 050/110
		0.58	2400	1113	0.9	
		0.25	4P n1=1400	3.5	400	336
2.8	500			384	0.8	
2.3	600			512	1.2	MSF 040/090
1.9	750			598	0.9	
1.6	900			667	0.8	MSF 050/110
1.2	1200			943	1.1	
0.93	1500			1064	1.0	
0.78	1800			1195	0.9	MSF 063/130
0.58	2400	1624	1.0			
0.47	3000	1935	0.8			
0.35	4000	2046	0.6			
0.37	4P n1=1400	0.28	5000	2430	0.5	MSF 040/075
		4.7	300	405	1.0	
		3.5	400	498	0.7	MSF 040/090
		4.7	300	402	1.5	
		3.5	400	523	1.2	
		2.8	500	611	0.9	MSF 050/110
		2.3	600	757	0.8	
		1.9	750	950	1.2	MSF 063/130
		1.6	900	1079	1.0	
		1.2	1200	1396	0.7	
		0.93	1500	1674	1.1	
		0.78	1800	1887	0.9	MSF 050/110
4.7	300	639	1.7			
3.5	400	826	1.2	MSF 063/130		
2.8	500	984	1.0			
2.3	600	1181	0.9	MSF 063/130		
1.9	750	1411	0.8			
2.8	500	996	1.6	MSF 063/130		
1.9	750	1471	1.2			
1.2	1200	2132	0.8	MSF 050/110		
4.7	300	871	1.3			
3.5	400	1126	0.9			
0.75	4P n1=1400	2.8	500	1358	1.1	MSF 063/130
		2.3	600	1631	1.0	
		1.9	750	2005	0.9	MSF 063/130
		1.6	900	2283	0.8	
1.10	4P n1=1400	4.7	300	1312	1.3	MSF 063/130
		3.5	400	1671	1.0	
		2.8	500	1991	0.8	
1.50	4P n1=1400	4.7	300	1789	1.0	MSF
		3.5	400	2279	0.7	063/130

Motoreductores de doble vis sin fin

Dimensiones



Tamaño	A	B	C	C1	D (H7)	D1 (j6)	E	F	G	G1	G2	H	H1	I	I1	L	M	N (h8)	N1	N2	O	P	Q	R
030 / 040	70	20	100	80	18	9	121.5	43	55	78	51	50	40	40	30	71	75	60	36.5	29	6.5	87	55	71.5
030 / 050	80	20	120	80	25	9	144	49	55	92	51	60	40	50	30	85	85	70	43.5	29	8.5	100	64	84
030 / 063	100	20	144	80	25	9	174	67	55	112	51	72	40	63	30	103	95	80	53	29	8.5	110	80	102
040 / 075	120	23	172	100	28	11	205	72	70	120	60	86	50	75	40	112	115	95	57	36.5	11	140	93	119
040 / 090	140	23	208	100	35	11	238	74	70	140	60	103	50	90	40	130	130	110	67	36.5	13	160	102	135
050 / 110	170	30	252.5	120	42	14	295	-	80	155	74	127.5	60	110	50	144	165	130	74	43.5	14	200	125	167.5
063 / 130	200	40	292.5	144	45	19	335	-	95	170	90	147.5	72	130	63	155	215	180	81	53	16	250	140	187.5

Tamaño	R1	S	T	V	Z	K	KA	KB	KC	KE	a	KM	KN (H8)	KO	KP	KQ	b	b1	f	t	t1	kg
030 / 040	57	6.5	26	35	120	60	67	7	4	M6 x 8 (4)	45°	87	60	9	110	95	6	3	-	20.8	10.2	3.9
030 / 050	57	7	30	40	130	70	90	9	5	M8 x 10 (4)	45°	90	70	11	125	110	8	3	-	28.3	10.2	5.0
030 / 063	57	8	36	50	145	85	82	10	6	M8 x 14 (8)	45°	150	115	11	180	142	8	3	-	28.3	10.2	7.8
040 / 075	71.5	10	40	60	165	90	111	13	6	M8 x 14 (8)	45°	165	130	14	200	170	8	4	-	31.3	12.5	12.0
040 / 090	71.5	11	45	70	182	100	111	13	6	M10 x 18 (8)	45°	175	152	14	210	200	10	4	-	38.3	12.5	16.0
050 / 110	84	14	50	85	225	115	131	15	6	M10 x 18 (8)	45°	230	170	14	280	260	12	5	M6	45.3	16.0	39.2
063 / 130	102	15	60	100	245	120	140	15	6	M12 x 21 (8)	45°	255	180	16	320	290	14	6	M6	48.8	21.5	55.0